

**Term 1**  
**Week 3 – 18 February 2015**  
*Distributed weekly on Wednesday*

03 5728 2940  
03 5728 2500  
[info@bms.vic.edu.au](mailto:info@bms.vic.edu.au)  
[www.bms.vic.edu.au](http://www.bms.vic.edu.au)  
42 Gilchrist Avenue  
PO Box 306  
BEECHWORTH VIC 3747  
Find us on facebook  
@beechmonty



## **Term 1**

**29<sup>th</sup> Jan – 27<sup>th</sup> March**

*8 weeks, 2 days*

*1 public holiday – Labour Day*

*2 pupil free days – Dyslexia Awareness & Training*

### **To Be Advised**

Cycle and room excursions if conducted and other events if the need arises

### **February**

25<sup>th</sup> Wednesday – P&F Meeting 7.30pm Tanswells Hotel, front lounge. All parents welcome

### **March**

5<sup>th</sup> & 6<sup>th</sup> Thursday & Friday – Pupil Free Days, Dyslexia Training for staff

9<sup>th</sup> Monday – Public Holiday - Labour Day

12<sup>th</sup> Thursday – Hockey Roadshow – Cycle 2&3

18<sup>th</sup> Wednesday – BBQ 5pm & AGM 6.00pm

21<sup>st</sup> Saturday – World Harmony Day

23<sup>rd</sup> – 26<sup>th</sup> – Cycle 2&3 Parent teacher interviews. Room schedules to be communicated prior to this date

24<sup>th</sup> Tuesday – Harmony Day event 2.00pm

27<sup>th</sup> Friday – End of Term 2.15pm finish

### **April**

4<sup>th</sup> Saturday – Golden Horseshoes Easter Parade 1pm. All children and parents welcome to join our parade entry

## **From the Principal**

Please make a note of a change of date for the Harmony Day event to the last week of term Tuesday 24<sup>th</sup> March @2pm.

The Cycle 3 children finished their swimming week with interested students heading off to the District Swimming Carnival. Eight students will head off to the zone carnival next week. I've heard that the students' team spirit and behaviour was exemplary – congratulations to everyone for their efforts and representation of the school and to Kat for organising the event.



### **Important Information regarding Bus Travel in 2015**

- Please ensure that children are provided with the required bus fare when travelling, for those who have opted to pay for bus trips.
- All children under 8 years old using the V Line stop in town MUST have a parent meet the bus at 3.25pm when they are dropped off. The V Line stop is a public bus stop and the V Line bus itself arrives shortly after our school bus. As a result concerns have been raised about the safety of young children if they are left unsupervised at the stop whilst waiting for parents. It is important to ensure parents meet this bus at 3.25pm at the V Line stop if your child is under 8yrs of age.
- Please ensure drop off information on bus tags is accurate, particularly for those new to the bus or for our younger children.
- Consider providing Beechworth Bus Lines with an emergency or mobile contact number for your child, particularly for our younger travellers, to facilitate quick and easy contact if and when necessary.

Thank you for helping us all provide our children with a safe and successful method of independent transport to and from school. *Beechworth Bus Lines and Beechworth Montessori School*

*Have a good week*

**Heather**

# Committee of Management

## Nominations are now open for the 2015 Committee of Management

Each year, all positions of the Beechworth Montessori committee are declared vacant at the AGM. This year the AGM will be held on **Wednesday March 18<sup>th</sup> at 6.00pm** at Beechworth Montessori, after a family BBQ commencing at 5.00pm.

Previous committee members are eligible to stand again. According to our Rules of Association the Committee exists of 4 executive members (President, Vice-president, Secretary and Treasurer) and 5 general members, total 9 members.

To join the committee you must come to most meetings and sign a declaration of conduct. Members handling the finances need to undertake a Police check. The Committee meets monthly at a mutually convenient time.

If you would like to join the committee, please fill in the nomination form (available from the foyer under the noticeboard, or request an email), signed by 2 different members of our community and yourself and forward before **Wednesday 12<sup>th</sup> March** to the Secretary, Pamela Walpole – via email [info@bms.vic.edu.au](mailto:info@bms.vic.edu.au) or place this form in the Form Lodgment Box located in the foyer at Beechworth Montessori.

## General News

### Absence from School

Thanks to those parents who inform us early of their child's absence from school. Notification of absence by 9.15 is appreciated as this minimises the need for emails and phone calls to verify absence from school. Don't forget that you can use the School Stream app on your smart phone to notify us.

### Photography Tender

Suppliers are invited to tender for the provision of the Beechworth Montessori School student photos for 2015. Contact [info@bms.vic.edu.au](mailto:info@bms.vic.edu.au) for full details. Tenders close March 27 at 2pm.

### Premier's Active April 2015

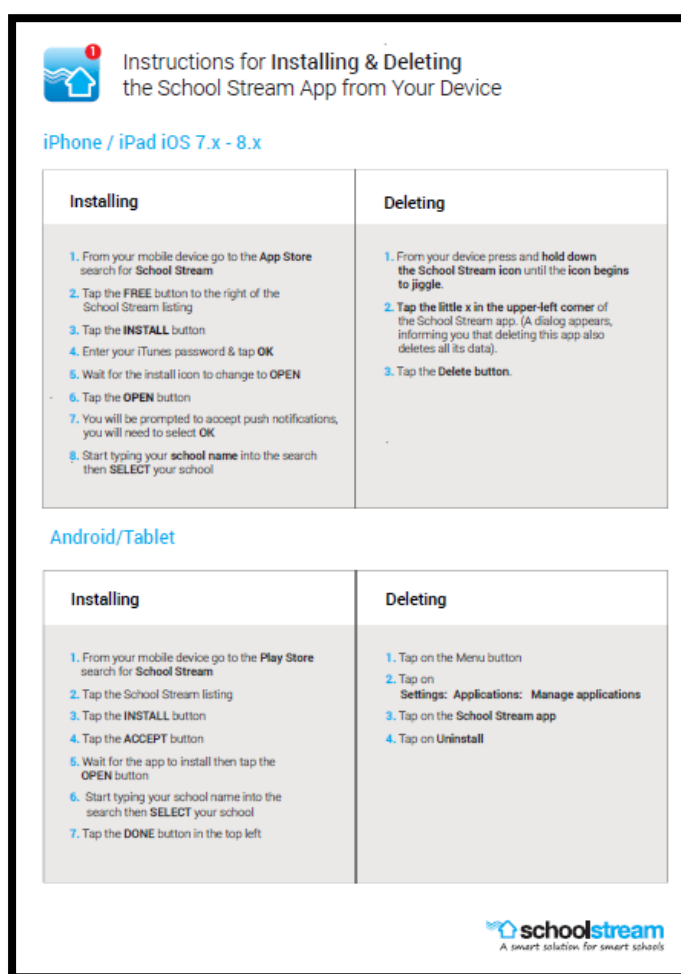
Premier's Active April is a **free** initiative encouraging students and their families to get more active, more often throughout the month of April.

To register just visit [www.activeapril.vic.gov.au](http://www.activeapril.vic.gov.au). Students can join their class team as well as family or sports club teams. They'll also be able to download Certificates of Achievement when they reach milestone levels of activity.

**Participation is free and there are great incentives. Every individual that registers will receive:**

- 10 free YMCA passes
- 15% discount at Sportsmart in store and online
- one hour free tennis court hire at Melbourne Park or Albert Park Reserve
- a 2 for 1 entry to the Melbourne Aquarium

Students will also have the opportunity to nominate their school for the chance to win between \$350 and \$750 in Sportsmart vouchers. For more information visit [www.activeapril.vic.gov.au](http://www.activeapril.vic.gov.au) or contact 1300 463 684.




The image shows a document titled "Instructions for Installing & Deleting the School Stream App from Your Device". It is divided into two main sections: "iPhone / iPad iOS 7.x - 8.x" and "Android/Tablet". Each section contains two columns: "Installing" and "Deleting".

**iPhone / iPad iOS 7.x - 8.x**

Installing	Deleting
<ol style="list-style-type: none"><li>1. From your mobile device go to the <b>App Store</b> search for <b>School Stream</b></li><li>2. Tap the <b>FREE</b> button to the right of the School Stream listing</li><li>3. Tap the <b>INSTALL</b> button</li><li>4. Enter your iTunes password &amp; tap <b>OK</b></li><li>5. Wait for the install icon to change to <b>OPEN</b></li><li>6. Tap the <b>OPEN</b> button</li><li>7. You will be prompted to accept push notifications, you will need to select <b>OK</b></li><li>8. Start typing your <b>school name</b> into the search then <b>SELECT</b> your school</li></ol>	<ol style="list-style-type: none"><li>1. From your device press and <b>hold down</b> the <b>School Stream</b> icon until the icon begins to <b>jiggle</b>.</li><li>2. Tap the <b>little x</b> in the upper-left corner of the School Stream app. (A dialog appears, informing you that deleting this app also deletes all its data).</li><li>3. Tap the <b>Delete</b> button.</li></ol>

**Android/Tablet**

Installing	Deleting
<ol style="list-style-type: none"><li>1. From your mobile device go to the <b>Play Store</b> search for <b>School Stream</b></li><li>2. Tap the School Stream listing</li><li>3. Tap the <b>INSTALL</b> button</li><li>4. Tap the <b>ACCEPT</b> button</li><li>5. Wait for the app to install then tap the <b>OPEN</b> button</li><li>6. Start typing your <b>school name</b> into the search then <b>SELECT</b> your school</li><li>7. Tap the <b>DONE</b> button in the top left</li></ol>	<ol style="list-style-type: none"><li>1. Tap on the <b>Menu</b> button</li><li>2. Tap on <b>Settings: Applications: Manage applications</b></li><li>3. Tap on the <b>School Stream</b> app</li><li>4. Tap on <b>Uninstall</b></li></ol>

 **schoolstream**  
A smart solution for smart schools

## P&F News

The parents and friends (P&F) would like to welcome you all to another great year as part of our wider school community. The purpose of the P&F is two-fold: we aim to connect our school community through social events such as pancake breakfasts and Christmas bbqs, as well as upholding a presence in our wider community through fund raising pursuits and supporting local events like the Easter Parade. We welcome all members of our school and wider communities to join us, and we rely on your participation and support to make things happen.

To get the ball rolling, we will hold an informal meeting next Wednesday evening (25th February, 7.30pm at Tanswell's Hotel in the front lounge). This will be a chance to catch up with others in our school community as well as to set a plan for P&F for 2015. If you have ideas but can't make the meeting, then we would still love to hear them. Please email us at [pandf@bms.vic.edu.au](mailto:pandf@bms.vic.edu.au) or phone Helen Sellar on 0427 283 221.

For now, we have 2 events planned:

- Wednesday March 18<sup>th</sup> 5pm for the annual AGM Family BBQ. More information to come but to help with planning we will seek rsvp for catering of meat and vego option, everyone bring a salad/dessert to share and byo chair and drinks.
- Saturday 4th April: Golden Horseshoes Festival Easter Parade. The theme this year is: The Golden Age of Rock. Any ideas for our entry?

We look forward to a great year together.

**Helen Sellar**

## Cycle 2 News

### Moonstone

**Please start collecting small plastic butter and/or dip sized containers for history lessons.**

#### **The Second Great Story: Life Comes to Earth**

We followed the journey of the evolution of life on earth over millions of years from the appearance of bacteria, the first life on earth, early ocean life, trilobites, fish, insects, amphibians, reptiles, primitive birds and mammals, the arrival of ferns and flowering plants. Interesting samples such as fossils and preserved animals were enjoyed by all.

#### **Geography: South America**

We are learning to map the physical geography of South America. How many countries are there? What is the biggest country? The smallest country? Name the oceans that border South America. Next we will look at two main geographical features- the Andes mountains and the Amazon rainforest.



#### **Zoology**

We are making a classification chart of the different phylums of invertebrates such as molluscs and arthropods. Lessons in note-taking to strengthen research skills are forming the basis to writing information reports about invertebrates.

**Susi & Sally**

### Turquoise

History – the children have been learning how fossils are formed and will delve further into the geological time over the coming weeks.

Art – we have started making rainsticks (musical instruments from Africa), a time consuming and precision orientated task that should produce a beautiful outcome.

Geography - the children have had lessons regarding the African continent, countries and tribes to further extend and promote their own research into African countries, cultures, animals and mapping. Last week the child also enjoyed tastes of Morocco with the majority of children enjoying the creations of the weekly cooking group.

**Karen & Sonja**

## Cycle 3 News

### Across Both Rooms

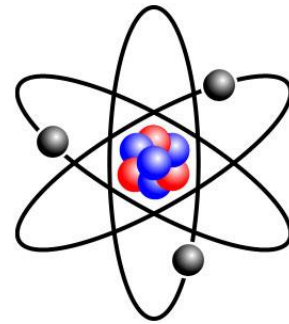
#### Interview with Heather

When I interviewed Heather Gerrard, the principal of the school, she told me that what she loved best about her job is when the parents see what the children are capable of. She calls them the 'Montessori Moments'. Heather said that she was applying for money to build a multi-purpose hall. We need a place for the students to gather in the winter. We also want to use it for our community events and sport. We want to also hire it out to the community. Heather also said that she taught in schools in Perth, Exmouth, Melbourne and Wodonga. She also taught Cycle 3 here at Beechworth Montessori. She taught for 14.5 years in total, has been a principal for 5 years and spent 7 years at home volunteering and raising her children. Heather Gerrard said that she would like everyone to know that she loves what she does, she believes deeply in Montessori education, but she is not all about her job.

**Caitlin Drumm**

## ATOMS BY Kobi Oke

An atom is an invisible particle that you can't even see with the world's most powerful microscope, but you see groups of atoms called molecules. This is an atom. They have been around for billions of years. They were the first things created. The parts of the atom are protons, electrons and neutrons.



#### **HOW THE GREAT DIVIDING RANGE WAS FORMED**

Long, long ago when no mountains or hills of any kind were formed. There was an old woman and her husband walking through a grassy plain. When they were walking one day a flaming rock came crashing down from the sky and crushed them both!

A few days later there was a great rumbling and groaning. The couple woke and stood, before realizing that they were GIANT ROCK MONSTERS! The old woman screamed an ear-piercing howl which made the earth far beneath her rumble and shake. The ground started moving. The old woman stopped screaming, for she was scared that it was her that had caused the commotion.

But even when she stopped screaming the earth kept moving, mountains were formed and rocks started being flung out of chasms which formed hills on the ground. Then it stopped, but after seconds of silence a great big dangerous rock snake burst out of the deepest chasm. "YOU DARE DISTURB MY QUIET RESTING!" bellowed the giant rock snake as he struck! But the couple were ready, they started throwing rocks at the snake. It took a while, but the women aimed true, sending a rock spinning through the air like a bullet. The snake struck at it, the rock lobbed the snake on the head! The rock snake tossed and turned in anguish, finally collapsing to the grass below! The death of the snakes curving body formed the Great Dividing Range.

And if you listen you still might hear the old women still howling in the mountains afar.

**By Lia**



## SWIMMING LESSONS

The cycle 3 students have been walking down the hill, to the pool for swimming lessons. They have been practicing for the district swimming championships. Some students have been practicing back stroke and free style, other students have been practicing breast stroke and side stroke. We thank Charlotte and Eadie for arranging it all.

On the last day of swimming we got to do a test to swim in our clothes.

In the test we had to take off our clothes in the water without touching the ground. The students dressed up in

funny costumes and did dives and jumps into the water. The winners were Lia and Skip who played batman and Charlotte Hopp playing an Olympic swimmer and also Eadie who played Ned Kelly.

We thank Terie and Kat for being there and supporting us. It was a hot week and we got to cool down. At 3:00 we could buy something special.

***By Arnya and Oaka***

## District Swimming Carnival

On Tuesday the 17<sup>th</sup> cycle 3 students Uli, Rubi Taylor, Eadie, Charlotte, Skip, Akeidha, Bianca, Natasha, Lia, Amelia, Mia, and Sage went to district swimming carnival. Everyone had a great time and out of the whole day Montessori got the second most wins out of all of the schools. Eight students qualified for the Upper Hume Division. Those people were Uli, Rubi, Eadie, Charlotte, Bianca, Natasha, Mia and Sage. The next carnival will be on Friday the 27<sup>th</sup> of February.



# Supporting your Montessori Child

<http://montessoritraining.blogspot.com.au/2008/04/montessori-philosophy-normalization.html>

## Montessori Philosophy: Understanding Normalization and the Montessori Classroom

**Normalization is the single most important result of our work.** (The Absorbent Mind - Maria Montessori)

Upon hearing the term "normalization" for the first time, most people cringe. **"What do you mean my child isn't normal?"** The term normalization is a term borrowed from anthropology and means "becoming a contributing member of society" (Dr. Rita Shaefer Zener, 2006). Normalization describes the process that occurs in the Montessori classroom, where young children (usually with short attention spans) learn to focus and concentrate for sustained periods of time, while deriving self-satisfaction from their work. Normalization occurs when development is proceeding normally.

Dr. Montessori stated that there are four characteristics that show that normalization is happening:

- **Love of work** - The first characteristic of the process of normalization is love of work. Love of work includes the ability to choose work freely and to find serenity and joy in work. (The Absorbent Mind, p. 202)
- **Concentration** - To help such development, it is not enough to provide objects chosen at random, but we [teachers] have to organize a world of 'progressive interest'. (The Absorbent Mind, p. 206).
- **Self-discipline** - After concentration will come perseverance . . . It marks the beginning of yet another stage in character formation . . . It is the ability to carry through what he has begun. The children in our schools choose their work freely, and show this power unmistakably. They practice it daily for years. (The Absorbent Mind p. 217)
- **Socialibility** - There is only one specimen of each object, and if a piece is in use when another child wants it, the latter—if he is normalized—will wait for it to be released. Important social qualities derive from this. The child comes to see that he must respect the work of others, not because someone has said he must, but because this is a reality that he meets in his daily experience. (The Absorbent Mind, p. 223).

### How long does Normalization take?

Do many new Montessori teachers have similar frustrations? When will my children learn to share? Why do they refuse to help clean up? Why is this child running around the classroom? In essence: **When will they be normalized?**


The process of normalization, like a 3-period lesson, occurs in three steps- every child develops at a different pace. Children build the foundations of character and personality by following this work cycle.

- **Preparation for work** – this includes gathering the materials necessary to do the work. The preparation allows the mind to begin to focus on the activity before the work actually begins.
- **The work** – The works in a Montessori classroom are meant to engage the child so that she is able to focus and concentrate in depth.
- **Rest (or completion)** – The work is done and the child has derived satisfaction of completing the work. This is a time of putting the Montessori materials away and sharing his accomplishments with others.

Dr. Montessori believed that if a child is placed in a carefully prepared environment she would learn to live in harmony with her surroundings. It is up to the Montessori teacher to prepare that environment so that the child is free to develop her personality and her mind from the opportunities that are presented to her in her classroom.




## Community News



**BEECHWORTH THU 26 FEB BRIDGE ROAD BREWERY**

**COME EARLY FOR A DRINK!** Book signings, drinks & nibbles:  
Cash bar from 6:00pm Presentation 7.30pm sharp **TICKETS \$20**

Proudly supported by:



**BOOK NOW AT [andrew-lock.com](http://andrew-lock.com)**



### Positive Parenting Telephone Service



**This Program is offered to parents, grandparents & carers of children aged 2 – 10 years**

Our ten week program aims to assist you to:

- \*Develop a stronger and more positive relationship with your child/children
- \*Manage everyday behaviour problems
- \*Set rules & limits
- \*Teach new skills
- \*Developing behaviour strategies

Through our service you will receive a workbook and weekly phone calls with a parent educator. All of this can be done from the comfort of your own home at a time that suits you.

#### Interested?

For more information or to enroll phone  
**FREECALL 1800 880 660**

ENROLMENTS TAKEN ALL YEAR ROUND

*Start now and make a positive start last a lifetime*



This service is funded by Department of Human Services Victoria

## Cooking for your Health



#### Like information on?

- Staying healthy with diet changes
- Label reading
- Substitution of healthy ingredient options
- Cooking for Diabetes and Heart Health
- Use of Seasonal Produce
- Cooking for weight management

- Prepare and share tasty lunch snacks
- Run by the Beechworth Health Service accredited practicing dietitian



**When:** Friday March 20, 2015 ~~11.30am~~ - 1.30pm

**Where:** Beechworth ~~Neighbourhood~~ Centre

**Cost:** \$5.00 (Includes shared lunch)

Bring along a favourite recipe for a group discussion!

#### Interested?

Register or find out more by calling  
BHS  
Ph: (03) 5728 0200

Limited places available - RSVP by  
March 13



# Photography Workshop

2015

Brenda Pomponio from 13 Acres and Erin Hartwig from Beechworth Photographers are returning in 2015 to deliver another Interactive beginners workshop.

This practical workshop is perfect if you've recently purchased a Digital SLR camera. We'll work through the foundations of photography with you - exposure, aperture, shutter speed, lenses and composition and explore what makes a great photo. Learn some of the digital language, get an understanding of file formats, DPI and Resolution.

You'll be guided through some practical shooting tasks on a town walk around some of Beechworth's historic architecture. Come and enjoy a day with Brenda and Erin and learn how to get the most out of your digital camera.

## Learn how to use your Digital SLR camera

Sunday March 1st 10am-2pm

For more info contact Brenda 0411 845 180 or [hello@13acres.com.au](mailto:hello@13acres.com.au)  
Cost \$170 (lunch provided) early bird \$150 if you book by 2nd February. Venue - the old stone hall 7 Church Street Beechworth.



# GIANT PUMPKIN COMPETITION

## and Harvest Festival

### A GREAT FAMILY DAY OUT!

**SAT 18th APRIL 2015**  
**10am - 3pm**  
Bowmans-Murrungee Hall  
Murrungee

**Competition Entry For -  
Largest Pumpkin  
Best-dressed Pumpkin  
& (NEW) Pumpkin Pie**

**GENERAL ENQUIRIES**  
Lyn Brown 0417 428 487 or Maureen Rae 0429 967 620  
[murrungee@hotmail.com](mailto:murrungee@hotmail.com)

*Grow it, Bake it & Make it...*  
Fresh food, home grown produce,  
plants, crafts, activities,  
silent auction, local art display  
& kids petting zoo!

*Demonstrations scheduled  
throughout the day in...*  
Butchery,  
Bike maintenance,  
Plant propagation and  
Horse preparation  
for show events

All funds raised go to the local community

facebook